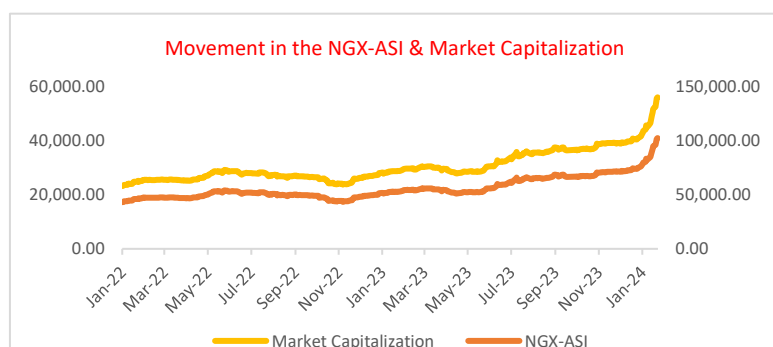




Domestic Bourse Opens up the Week with a 0.18% Gain; NIBOR Falls as System Liquidity Eases.....

The domestic equities market commences the trading week in a bullish run, with the All-Share Index advancing by 0.18% to 102,042.32 points; even as the Exchange recorded more gainers (32) than laggards (23). Correspondingly, the market capitalization of listed equities experienced a parallel upswing by 0.18%, equivalent to N100.65 billion worth of gains, to close at N55.84 trillion. The top five advancers for the day include CHAMS, NCR, ROYALEX, SUNUASSUR and TIP, with positive share price movements by +10.00%, +10.00%, +10.00%, +9.50% and +9.43%, respectively. Conversely, INFINITY, JOHNNHOLT, PZ, MAYBAKER and DEAPCAP suffered losses by -9.90%, -9.88%, -9.87%, -9.80% and -7.14%, respectively. Moving forward, sectoral performance stayed relatively positive as three of the five sub-indices tracked close in the green zone: NGX Insurance, NGX Consumer Goods and NGX Oil/Gas indexes recorded gains of 2.30%, 0.60% and 0.15%, respectively. However, the Banking and Industrial Goods sectors posted losses of 0.88% and 0.07%. Trading activity on the NGX dwindled despite the rise in the benchmark index. The total deals, volume and traded value declined by 2.35%, 24.68% and 30.31%, to 8,715 trades, 242.43 million units and N5.13 billion, respectively. At the conclusion of the trading session, ACCESSCORP emerged as the most traded security in terms of volume with 24.90 million units, changing hands in 662 deals, while GTCO was the most traded in terms of value amounting to N841.25 million.



TENOR	NIBOR as @ 12/02/2024	NIBOR as @ 09/02/2024	PPT
Overnight	17.0000	18.9400	-1.94
1 Month	17.1900	18.1300	-0.94
3 Months	17.6300	18.4400	-0.81
6 Months	17.8500	18.9400	-1.09

Source: FMDQ

TENOR	NITTY as @ 12/02/2024	NITTY as @ 09/02/2024	PPT
1Month	9.2000	9.7400	-0.54
3 Months	12.8800	13.6700	-0.79
6 Months	16.0800	16.4600	-0.38
12 Months	22.6600	21.5300	1.13

Source: FMDQ

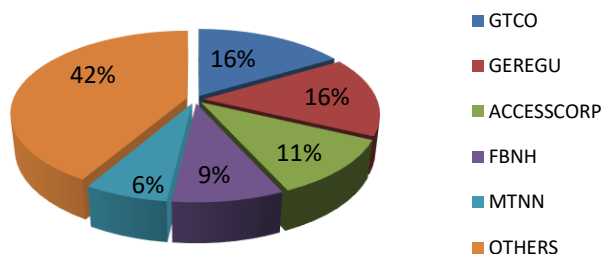
Bond Name	Maturity (Years)	Bid Price	Daily Δ	Offeryield	Yield YTD PPT Δ
16.29% FGN MAR 2027	10	100.59	0.00	16.02%	0.030
12.50% FGN MAR 2035	15	79.96	0.00	16.48%	0.016
16.25% FGN APR 2037	20	98.00	0.00	16.61%	0.012
12.98% FGN MAR 2050	30	80.67	0.00	16.15%	0.001

Source: FMDQ

EurobondName	Maturity (Years)	Bid Price	Daily Δ	Offer Yield	Yield YTD PPT Δ
6.50 NOV 28, 2027	10	91.55	-0.05	9.19%	-0.001
7.69% FEB 23, 2038	20	80.59	-0.10	10.35%	0.002
7.62% NOV 28, 2047	30	77.55	0.01	10.14%	0.002

Source: FMDQ

Today's biggest transactions by %age of total naira votes



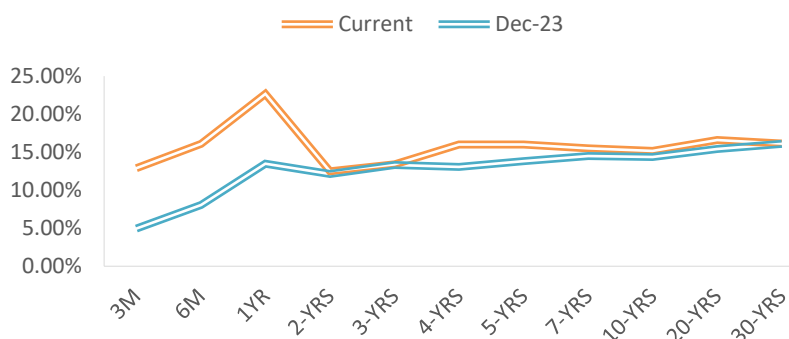
MARKET STATISTICS	CLOSE	PREVIOUS	TODAY'S%	YTD %
All Share Index (ASI)	102,042.32	101,858.37	0.18	36.468
Deals	8,715	8,925	(2.35)	
Volume (millions)	242.43	321.89	(24.68)	
Value (₦ Millions)	5,125.36	7,354.26	(30.31)	
Market Cap (₦ billions)	55,836.05	55,735.40	0.18	36.460

SECTORED INDICES	CLOSE	PREVIOUS	TODAY'S % Δ
NGX BANKING	900.68	908.66	-0.88
NGX INSURANCE	420.93	411.47	2.30
NGX CONSUMER GOODS	1,487.05	1,478.22	0.60
NGX OIL/GAS	1,248.47	1,246.65	0.15
NGX IND	5,426.98	5,430.66	-0.07

Source: NGX, Cowry Research



NAIRA YIELD CURVE



S&P/FMDQ Nigeria Sovereign Bond Index (NGN)



Money Market

In the money market, NIBOR rates trended lower across all tenor buckets reflecting an improvement in the liquidity system. Notably, the Overnight NIBOR declined by 1.94% to close at 17.00%. In the same manner, the 1-month, 3-month and 6-month NIBOR decreased by 0.94%, 0.81% and 1.09%, respectively. Likewise, key money market rates, such as the open repo rate (OPR) and overnight lending rate (OVN) declined by 0.12% and 0.90% to 15.38% and 16.10%, respectively.

In the Nigerian Interbank Treasury Bills market, yields across the 1-month, 3-month, and 6-month NITTY maturity periods declined by 54bps, 79bps, and 38bps, respectively. The secondary market for Nigerian Treasury Bills experienced bullish movements on Monday. Thus, average T-Bills yield declined marginally by 2 basis points to close at 14.69%.

Bond Market

In the secondary market for FGN Bonds, trading activity was in a bearish mode as the average yield increased by 5 basis points to 15.54%. This was as a result of yield expansion of 1.25% in the JUN-33 FGN paper.

In Nigeria's sovereign Eurobonds market, there was a negative level of activity. Sell sentiment was evident across the yield curve, leading to an increase in the average yield by 0.01% to 9.79%.

Foreign Exchange Market

Turning to the foreign exchange market, the Naira depreciated by 4.38% to close at N1,534.39 per dollar from N1,469.97. Similarly, in the parallel market, the Naira weakened by 1.22% to close at N1,488 against the US dollar.

Global Commodity Market

In the global commodity market WTI crude futures declined by 0.07% to \$76.79 per barrel on Monday. Also, the Brent Crude decreased by 0.46% to close at \$81.81 per barrel.

Source: FMDQ, Trading Economics, OilPrice.com, S&P Dow Jones, Cowry Research

USD/NGN Exchange Rate	12/02/2024	Previous	Daily %
I&E FX	₦1,534.39	₦1,469.97	4.38%
Parallel	₦1,488	₦1,470	1.22%

Major Currencies & Commodities	12/02/2024	Daily %	Yearly %
EURUSD	1.0773	-0.08%	0.49%
GBPUSD	1.262	0.04%	4.02%
USDZAR	18.9385	-0.43%	6.21%
USDEGP	30.8974	0.15%	1.30%
Crude Oil, \$/bbl	76.786	-0.07%	-4.61%
Brent, \$/bbl	81.809	-0.46%	-5.17%
Natural Gas, \$/MMBtu	1.843	-0.21%	-26.40%
Coal, \$/T	120.6	0.50%	-44.68%
Gold, \$/t.oz	2016.27	-0.39%	8.80%
Wheat, \$/Bu	591.34	-0.91%	-26.40%
Palm Oil, MYR/T	3884	0.26%	-1.20%
Cocoa, \$/T	5879	-0.15%	124.72%

IMPORTANT DISCLOSURES

This report is produced by the Research Desk, Cowry Asset Management Limited (COWRY) as a guideline for Clients that intend to invest in securities on the basis of their own investment decision without relying completely on the information contained herein. The opinion contained herein is for information purposes only and does not constitute any offer or solicitation to enter into any trading transaction. While care has been taken in preparing this document, no responsibility or liability whatsoever is accepted by any member of COWRY for errors, omission of facts, and any direct or consequential loss arising from the use of this report or its contents.



Cowry Daily Market Insight 12 February 2024

Corporate Bond Issuer	Description	Issue Date	Maturity Date	Coupon (%)	Yield (%)	Daily Δ
DANGOTE CEMENT PLC	11.25 DANGCEM IA 30-MAY-2024	26-May-21	30-May-24	11.25	16.05	-0.01
FLOUR MILLS OF NIGERIA PLC	11.10 FLOURMILLS IIIB 27-FEB-2025	27-Feb-20	27-Feb-25	11.10	21.99	-0.66
LAPO MFB SPV PLC	13.00 LAPO MFB II 30-MAR-2025	30-Mar-20	30-Mar-25	13.00	18.13	-0.51
DANGOTE CEMENT PLC	12.50 DANGCEM I 30-APR-2025	24-Apr-20	30-Apr-25	12.50	18.82	-0.37
UNITED CAPITAL PLC	12.50 UNICAP I 28-MAY-2025	28-May-20	28-May-25	12.50	20.25	-0.52
PARTHIAN PARTNERS FUNDING SPV PLC	13.50 PAPF SPV I 27-Jul-2025	27-Jul-22	27-Jul-25	13.50	15.48	0.04
UNION BANK OF NIGERIA PLC	15.75 UNION II 3-SEP-2025	07-Sep-18	03-Sep-25	15.75	14.41	0.00
STERLING INV. MGT. PLC	16.25 STERLING INV. II 6-OCT-2025	05-Oct-18	06-Oct-25	16.25	16.83	0.00
WEMA FUNDING SPV PLC	16.50 WEMA FUNDING SPV II 12-OCT-2025	12-Oct-18	12-Oct-25	16.50	16.91	0.00
CORONATION MB FUNDING SPV PLC	6.25 CORO MB SPV I 30-NOV-2025	30-Nov-20	30-Nov-25	6.25	15.69	0.00
FLOUR MILLS OF NIGERIA PLC	5.50 FLOURMILLS IV A 15-DEC-2025	14-Dec-20	15-Dec-25	5.50	14.34	0.01
CARDINALSTONE FINANCING SPV PLC	7.00 CARDINAL SPV I 30-DEC-2025	30-Dec-20	30-Dec-25	7.00	17.70	-0.48
FSDH FUNDING SPV PLC	8.50 FSDH SPV PLC IA 16-FEB-2026	16-Feb-21	16-Feb-26	8.50	14.56	0.00
FSDH FUNDING SPV PLC	8.00 FSDH SPV PLC IB 16-FEB-2026	16-Feb-21	16-Feb-26	8.00	14.56	0.00
MECURE INDUSTRIES FUNDING SPV PLC	13.00 MECURE SPV PLC I 31-MAR-2026	31-Mar-21	31-Mar-26	13.00	19.21	-0.41
FLOUR MILLS OF NIGERIA PLC	14.5 FLOURMILL I 9-MAY-2026	09-May-23	09-May-26	14.50	14.59	0.09
DANGOTE CEMENT PLC	12.50 DANGCEM IB 30-MAY-2026	26-May-21	30-May-26	12.50	15.22	0.00
ACCESS BANK PLC	15.50 ACCESS BANK 23-JUL-2026	23-Jul-19	23-Jul-26	15.50	16.10	0.00
MTN NIGERIA COMMUNICATIONS PLC	13.50 MTNN IA 30-SEP-2026	30-Sep-22	30-Sep-26	13.50	15.98	0.00
SUNDRY FOODS FUNDING SPV PLC	13.50 SUNDRY SPV PLC I 15-DEC-2026	15-Dec-21	15-Dec-26	13.50	14.42	0.00
EAT & GO FINANCE SPV PLC	14.25 EAT & GO FINANCE SPV 17-DEC-2026	17-Dec-19	17-Dec-26	14.25	15.77	0.00
DANGOTE CEMENT PLC	11.85 DANGCEM IIA 30-APR-2027	27-Apr-22	30-Apr-27	11.85	16.93	0.01
AXXELA FUNDING 1 PLC	14.30 AXXELA I 20-MAY-2027	20-May-20	20-May-27	14.30	16.18	0.01
ACCELEREX SPV PLC	14.00 ACSP I 15-JUN-2027	15-Jun-22	15-Jun-27	14.00	18.14	0.00
NOVAMBL INVESTMENTS SPV PLC	12.00 NOVAMBL SPV I 23-JUL-2027	23-Jul-20	23-Jul-27	12.00	19.99	0.00
UNICAP	15.00 UNICAP II 14-SEP-2027	14-Sep-22	14-Sep-27	15.00	18.01	0.00
*NMRC	7.20 NMRC III 2-NOV-2027	02-Nov-20	02-Nov-27	7.20	16.98	0.01
VIATHAN FUNDING PLC	16.00 VIATHAN (GTD) 14-DEC-2027	15-Dec-17	14-Dec-27	16.00	15.20	0.00

www.cowryasset.com

IMPORTANT DISCLOSURES

This report is produced by the Research Desk, Cowry Asset Management Limited (COWRY) as a guideline for Clients that intend to invest in securities on the basis of their own investment decision without relying completely on the information contained herein. The opinion contained herein is for information purposes only and does not constitute any offer or solicitation to enter into any trading transaction. While care has been taken in preparing this document, no responsibility or liability whatsoever is accepted by any member of COWRY for errors, omission of facts, and any direct or consequential loss arising from the use of this report or its contents.



Cowry Daily Market Insight 12 February 2024

Corporate Bond Issuer	Description	Issue Date	Maturity Date	Coupon (%)	Yield (%)	Daily Δ
FLOUR MILLS OF NIGERIA PLC	6.25 FLOURMILLS IV B 14-DEC-2027	14-Dec-20	14-Dec-27	6.25	17.67	0.00
BUA CEMENT PLC	7.50 BUACEM I 30-DEC-2027	30-Dec-20	30-Dec-27	7.50	14.83	0.00
*ARADEL HOLDINGS PLC	17.00 ARAD I 13-JAN-2028	13-Jan-23	13-Jan-28	17.00	16.33	0.00
MTN NIGERIA COMMUNICATIONS PLC	13.00 MTN COM PLC I 5-MAY-2028	05-May-21	05-May-28	13.00	17.01	0.00
DANGOTE CEMENT PLC	13.50 DANGCEM IC 30-MAY-2028	26-May-21	30-May-28	13.50	16.88	0.00
C&I LEASING PLC	15.50 C&I LEASING II 3-JUN-2028	03-Jun-21	03-Jun-28	15.50	17.43	0.00
CERPAC RECEIVABLES FUNDING SPV PLC	14.50 CERPAC-SPV III 15-JUL-2028	10-Sep-21	15-Jul-28	14.50	18.78	0.00
SUNDRY FOODS FUNDING SPV PLC	16.00 SUNDRY SPV PLC II 23-OCT-2028	23-Oct-23	23-Oct-28	16.00	17.04	0.01
ARDOVA PLC	13.30 ARDOVA PLC IA 12-NOV-2028	12-Nov-21	12-Nov-28	13.30	16.18	0.00
EAT & GO FINANCE SPV PLC	13.25 EAT & GO FINANCE SPV 8-MAR-2029	08-Mar-22	08-Mar-29	13.25	18.97	0.01
PRESCO PLC	12.85 PRESCO PLC 5-APR-2029	05-Apr-22	05-Apr-29	12.85	17.90	0.00
DANGOTE CEMENT PLC	12.35 DANGCEM IIB 30-APR-2029	27-Apr-22	30-Apr-29	12.35	16.62	0.00
UNION BANK OF NIGERIA PLC	16.20 UNION III 27-JUN-2029	27-Jun-19	27-Jun-29	16.20	18.80	0.00
DANGOTE INDUSTRIES FUNDING PLC	12.75 DANGIFP IA 19-JUL-2029	19-Jul-22	19-Jul-29	12.75	17.28	0.00
GEREGU POWER PLC	14.50 GERP I 28-JUL-2029	28-Jul-22	28-Jul-29	14.50	18.82	0.01
*NMRC	14.90 NMRC I 29-JUL-2030	29-Jul-15	29-Jul-30	14.90	17.01	0.00
TSL SPV PLC	10.00 TSL SPV I (GTD) 6-OCT-2030	06-Oct-20	06-Oct-30	10.00	18.65	0.00
FBNQ MB FUNDING SPV PLC	6.25 FBNQ MB SPV II 16-DEC-2030	16-Dec-20	16-Dec-30	6.25	16.06	0.00
FIDELITY BANK PLC	8.50 FIDELITY I 7-JAN-2031	07-Jan-21	07-Jan-31	8.50	16.04	0.00
PRIMERO BRT SECURITISATION SPV PLC	17.00 PRIMERO BRT-SPV 27-OCT-2031	24-May-19	27-Oct-31	17.00	17.59	0.00
MTN NIGERIA COMMUNICATIONS PLC	12.75 MTN COM PLC II 4-NOV-2031	04-Nov-21	04-Nov-31	12.75	16.07	0.00
ARDOVA PLC	13.65 ARDOVA PLC IB 12-NOV-2031	12-Nov-21	12-Nov-31	13.65	17.73	0.01
GPC-SPV COMPANY PLC	13.00 GPC SPV PLC (GTD) 23-NOV-2031	23-Nov-21	23-Nov-31	13.00	16.71	0.00
PAT DIGITAL INFRA FUND SPV PLC	13.25 PAT SPV PLC (GTD) 2-FEB-2032	02-Feb-22	02-Feb-32	13.25	16.89	0.00
DANGOTE CEMENT PLC	13.00 DANGCEM IIC 30-APR-2032	27-Apr-22	30-Apr-32	13.00	16.36	0.00
DANGOTE CEMENT PLC	13.00 DANGCEM IIC 30-APR-2032	19-Jul-22	19-Jul-32	13.50	16.63	0.00
MTN NIGERIA COMMUNICATIONS PLC	14.50 MTNN IB 30-SEP-2032	30-Sep-22	30-Sep-32	14.50	16.04	0.00
DANGOTE INDUSTRIES FUNDING PLC	13.50 DANGIFP IB 19-JUL-2032	19-Jul-22	19-Jul-32	16.75	17.18	0.00
*NMRC	13.80 NMRC II 15-MAR-2033	21-May-18	15-Mar-33	13.80	16.37	0.00
GEL UTILITY FUNDING SPV PLC	15.15 GEL UTILITY-SPV (GTD) 28-AUG-2034	28-Aug-19	28-Aug-34	15.15	16.62	0.00
LFZC FUNDING SPV PLC	13.25 LFZC II 16-MAR-2042	10-May-22	16-Mar-42	13.25	17.41	0.01
LFZC FUNDING SPV PLC	15.25 LFZC III 29-MAR-2043	29-Mar-23	29-Mar-43	19.76	17.66	0.00
FCMB GROUP PLC	16.00 FCMB I (PERP)	16-Feb-23	-	16.00	17.91	0.01
FCMB GROUP PLC	16.00 FCMB II (PERP)	24-Oct-23	-	16.00	16.77	0.00

www.cowryasset.com

IMPORTANT DISCLOSURES

This report is produced by the Research Desk, Cowry Asset Management Limited (COWRY) as a guideline for Clients that intend to invest in securities on the basis of their own investment decision without relying completely on the information contained herein. The opinion contained herein is for information purposes only and does not constitute any offer or solicitation to enter into any trading transaction. While care has been taken in preparing this document, no responsibility or liability whatsoever is accepted by any member of COWRY for errors, omission of facts, and any direct or consequential loss arising from the use of this report or its contents.



Cowry Daily Market Insight 12 February 2024

www.cowryasset.com

IMPORTANT DISCLOSURES

This report is produced by the Research Desk, Cowry Asset Management Limited (COWRY) as a guideline for Clients that intend to invest in securities on the basis of their own investment decision without relying completely on the information contained herein. The opinion contained herein is for information purposes only and does not constitute any offer or solicitation to enter into any trading transaction. While care has been taken in preparing this document, no responsibility or liability whatsoever is accepted by any member of COWRY for errors, omission of facts, and any direct or consequential loss arising from the use of this report or its contents.